

2015

VS

2016

Services/Community Satisfaction



Percent responded very satisfied/satisfied

Overall College Experience



Percent responded very satisfied/satisfied

Academic Experience



Percent responded very satisfied/satisfied

Overall Academic Experience



Percent responded very satisfied/satisfied

How often have you felt unsafe on this campus?



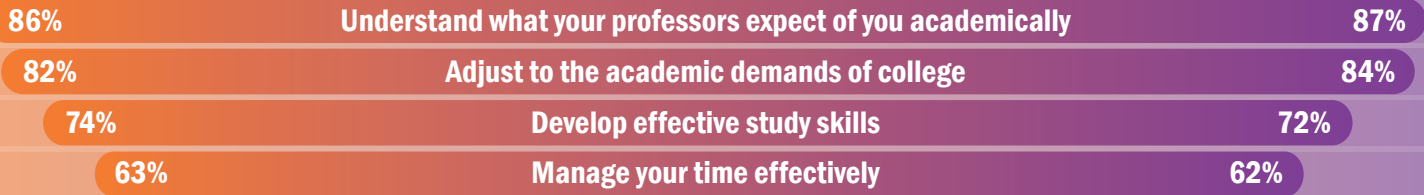
Percent responded frequently/occasionally

2015

vs

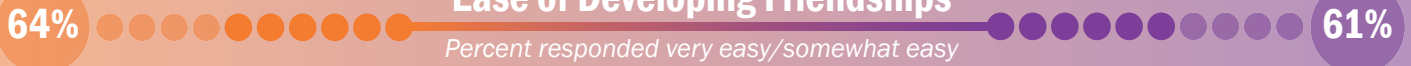
2016

Transition to College



Percent responded very easy/somewhat easy

Ease of Developing Friendships



Percent responded very easy/somewhat easy

Participation in College Services



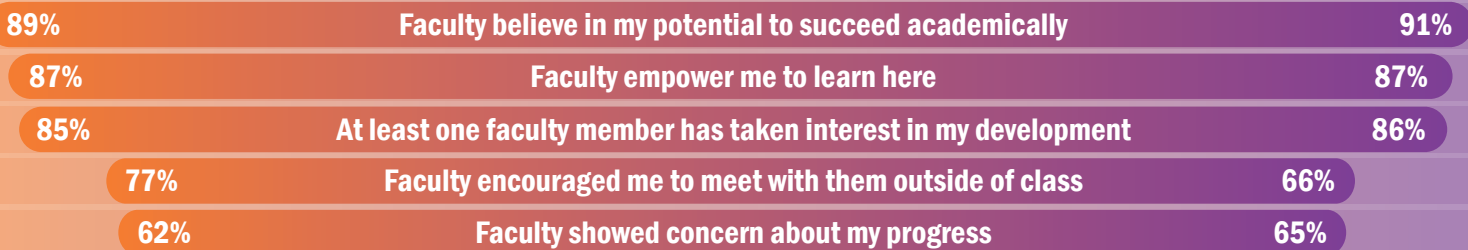
Percent responded frequently/occasionally

Changed Career Choice



Percent responded yes

Interaction with Faculty



Percent responded strongly agree/agree

Sense of Belonging



Percent responded strongly agree/agree