

NEW STUDENT PROFILE Fall 2016

Columbia
COLLEGE CHICAGO

Institutional
Effectiveness


Freshmen Enrollment




Transfer Enrollment



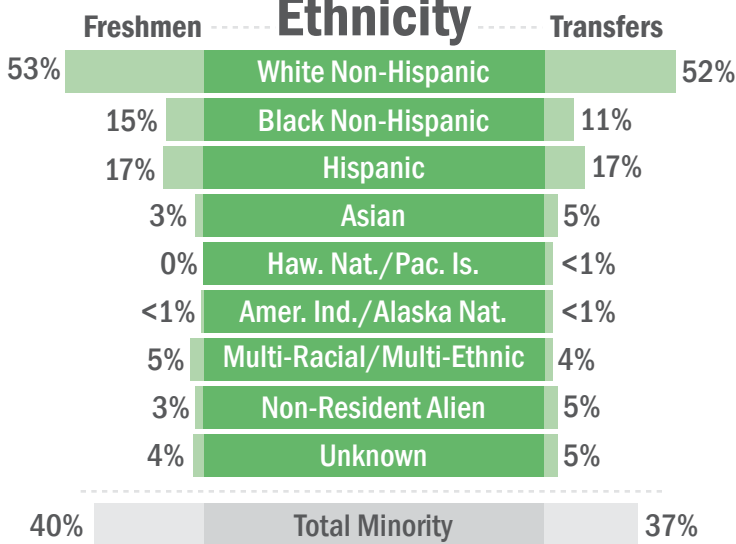
Mean High School GPA



Mean ACT Score



Ethnicity

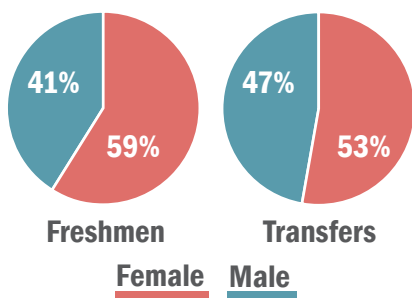


Origin

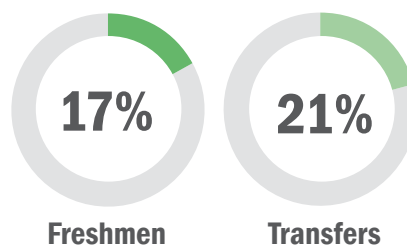


New Columbia students come from **49** states and **31** countries

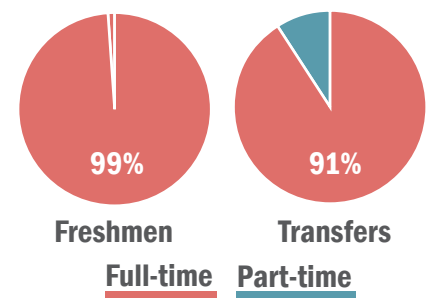
Gender



First Generation



Status



Financial Aid

Freshmen



\$18,214
average amount awarded

Transfers



\$17,049
average amount awarded

Institutional Scholarships

Freshmen



\$8,316
average amount awarded

Transfers



\$5,655
average amount awarded

Median Family Income

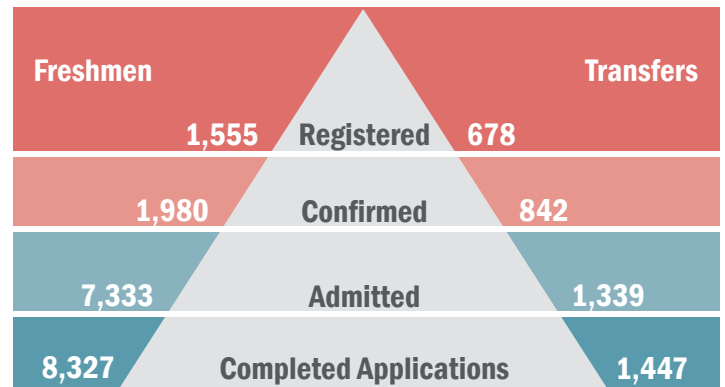
\$80,591

Freshmen

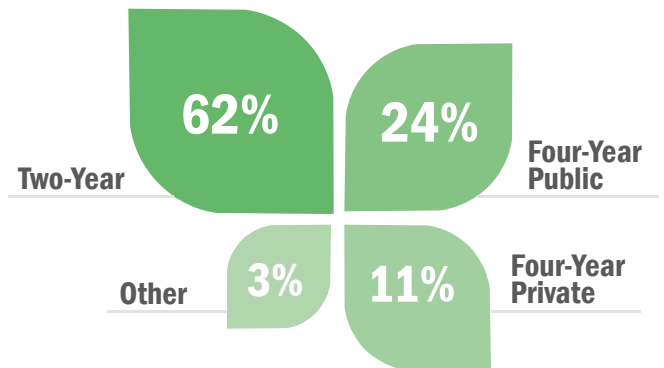
\$70,405

Transfers

Admissions



Origin of Transfers



Residence Halls

Percent of new students living in residence halls:



Enrollment in Top 5 Majors

Freshmen



Transfers

