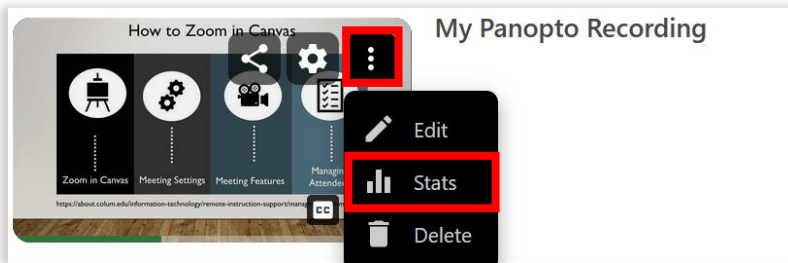


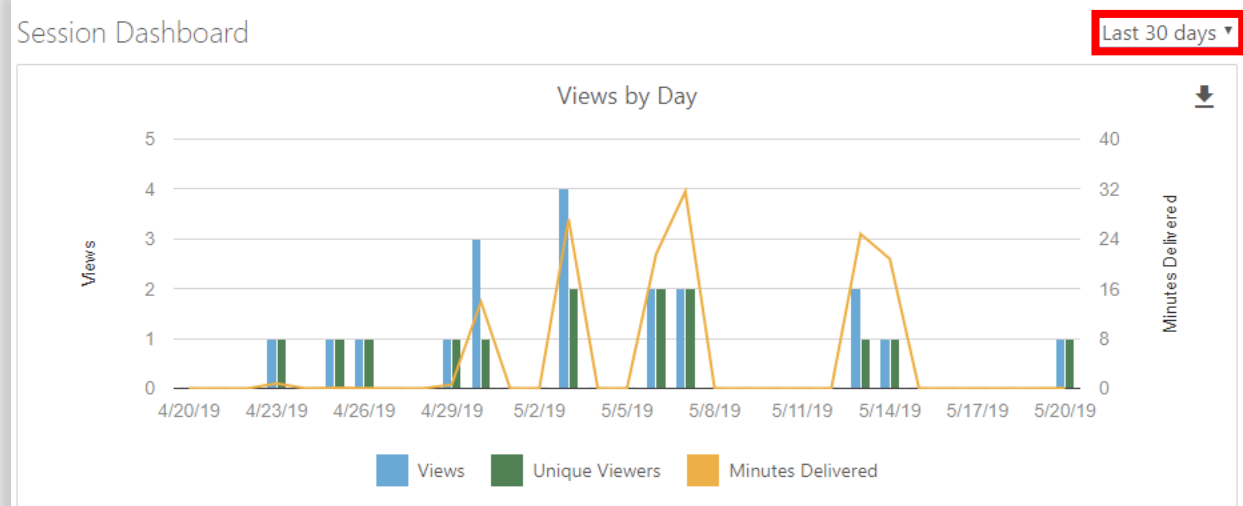
Checking Statistics for a Panopto Video



1. Hover your cursor over the video in your Panopto folder that you would like to check statistics for.
2. Click on the dotted icon and select "Stats."

3. Choose the time frame that you would like to view video statistics from. This can be for any time (the whole age of the video), 7 days, 30 days, 90 days, or a custom date range. Charts will display showing views by day, viewer engagement, and top viewers.

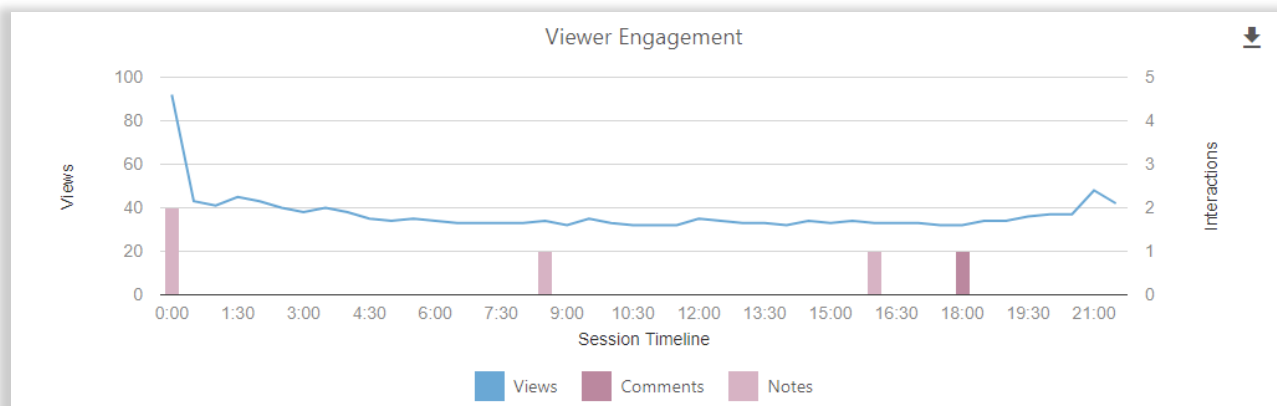
- Any time
- Last 7 days
- ✓ Last 30 days**
- Last 90 days
- Custom...



Views: The number of views and downloads of the video that you select are defined.

Unique Viewers: The number of unique individuals who have accessed your video.

Minutes Delivered: The number of minutes streamed and downloaded combined for the particular video. For video downloads, the entire duration of the video will count towards minutes delivered.



Views: The views portion of the Viewer Engagement graph shows view counts throughout the duration of the video.

Comments: Comments will show specific times in the video where viewers entered a comment in the discussion section in Panopto. The total comments entered at specific points in time will also be displayed.

Notes: Notes will show specific times in the video where viewers made entries in the notes section of the Panopto video. The total amount of note entries entered at specific points in time will also be displayed.

Top Viewers							↓
Viewer	Views and Downloads ▾	Minutes Delivered	Average Minutes Delivered	Percent Completed	Notes	Comments	
Evan West	27	4.4	0.2	94	1	6	
Student 3	1	1.5	1.5	52	0	1	
Student 2	1	5.5	5.5	96	0	1	
Test Student	1	0.1	0.1	7	0	0	
See All							

Views and Downloads: The number of views and downloads of the video that you select.

Minutes Delivered: The number of minutes streamed and downloaded combined for the particular video. For video downloads, the entire duration of the video will count towards minutes delivered.

Average Minutes Delivered: This shows an average of minutes delivered for a user across all of their total views and downloads.

Percent Completed: This indicated how much of the video that an individual has viewed.

Comments: Comments will show specific times in the video where viewers entered a comment in the discussion section in Panopto. The total comments entered at specific points in time will also be displayed.

Notes: Notes will show specific times in the video where viewers made entries in the notes section of the Panopto video. The total amount of note entries entered at specific points in time will also be displayed.

Download Reports

[Views and Downloads by Day](#)
[Viewer Engagement](#)
[Top Viewers](#)

4. At the bottom of the stats page, you may choose to download reports showing the information depicted within each graph to a CSV file. The report will capture information from the range of dates selected at the top of the stats page.